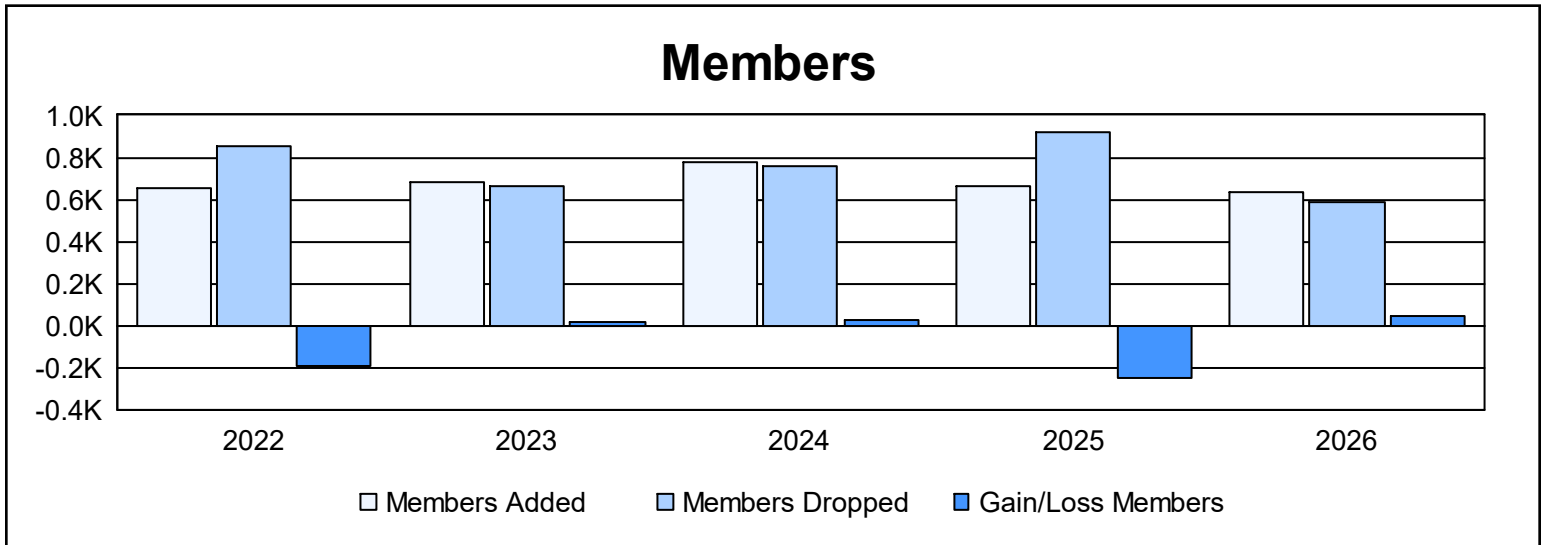
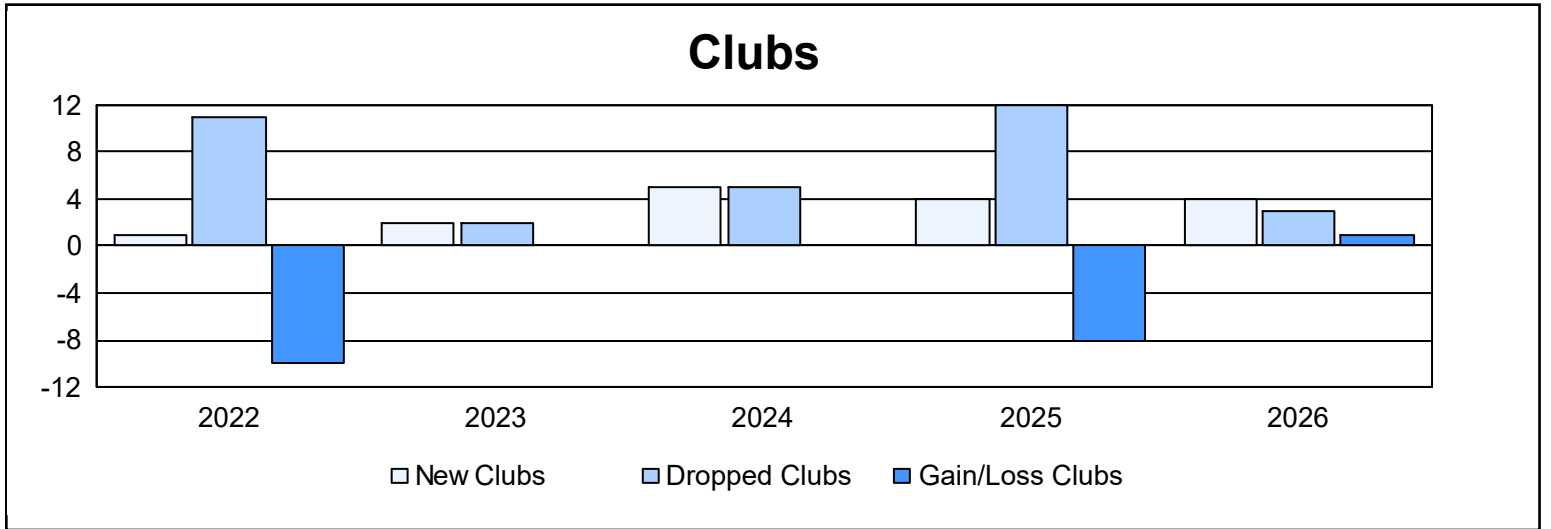
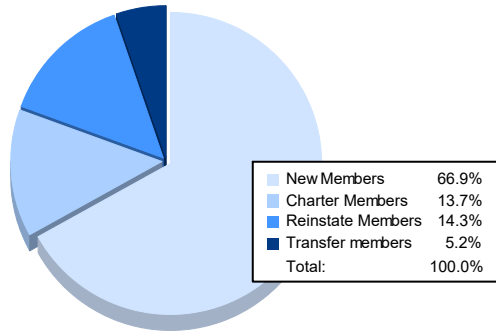


Year	New Clubs	Dropped Clubs	Gain/ Loss Clubs	New Members	Charter Members	Reinstate Members	Transfer Members	Total Member Added	Total Members Dropped	Gain/ Loss Members
2021-2022	1	11	-10	546	31	45	34	656	851	-195
2022-2023	2	2	0	548	62	25	48	683	664	19
2023-2024	5	5	0	593	122	30	32	777	754	23
2024-2025	4	12	-8	483	89	55	34	661	915	-254
2025-2026	4	3	1	426	87	91	33	637	591	46
<b>Average</b>	<b>3</b>	<b>7</b>	<b>-3</b>	<b>519</b>	<b>78</b>	<b>49</b>	<b>36</b>	<b>683</b>	<b>755</b>	<b>-72</b>



### Membership Composition May 2026 Cumulative



### Gender Composition May 2026 Cumulative

